




Lernort Zoo Tierporträt Flamingo



A)
Find out the scientific name of the species of flamingo you work on.

Write a short report by describing its main characteristics: size, colour of plumage, form of beak, form of feet.
Use the mind map of English terms for help.

B)
Beschreibe kurz den natürlichen Lebensraum des Vogels.
Beschreibe seine Lebensweise.
Mache einige kurze Angaben zu seinen Verhaltensweisen.



Bedeutung der Vögel in der Antike



Die Kapitolinische Wölfin. Kapitolinische Museen Rom.

in: Blank-Sangmeister, U. / Müller, H.: LITORA. Vandenhoeck & Ruprecht (Göttingen, 2004), S. 91.

Schon in der Antike waren Vögel von zentraler Bedeutung.

Bearbeite folgende Aufgaben als Hausaufgabe:

- beschreibe in kurzen Stichworten die Bronzeplastik
- suche im Internet oder in einem Sagenbuch oder in einem Lexikon der Antike unter den Stichwörtern *Romulus und Remus*, *Gründung Roms*, *Vogelschau*, *Mantik*, *Auguren* oder *Weissagung*, inwiefern Vögel die Gründung Roms und das weitere staatliche Leben entscheidend beeinflusst haben. Notiere in Stichwörtern Deine Suchergebnisse!

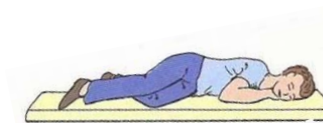
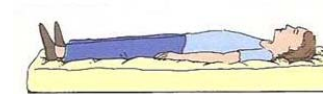
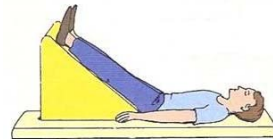



First Aid in emergencies

In pictures 2A to 2F you can see different positions of the body depending on the kind of injury the person suffers from.



1. emergency services
2. call emergency services
3. primary patient survey
4. secondary patient survey




1. chest injury
2. circulatory collapse
3. shock and unconsciousness
4. shortness of breath
5. spine injury
6. stomach injury

Tasks:

1. The chain illustrates the four different steps of first aid in case of emergencies. Write down the correct sequence of measures and give concrete examples of what you have to do.
2. Match the pictures of the different positions and the corresponding injuries. Describe each position in a short sentence.

healthy nutrition



The pyramid symbolizes the three different groups of nutrients which a human being needs: proteins, carbohydrates, fats. The small pictures stand for different kinds of food.

1. Match the three groups of nutrients with the three levels of the pyramid.
2. Match the different kinds of food with the three groups of nutrients.
3. Give reasons for the different amounts of nutrients for a healthy nutrition.